

Teknox

METAL CLEANING
EVOLUTION



HIGH
QUALITY
guaranteed

HELP
DESK


MADE
IN ITALY

SINCE
1967

ENGLISH 

ROTOR LINE

ROTOR 1B

ROTOR IS THE OPTIMAL SYSTEM FOR THE **SPRAY AND HYDROKINETIC IMMERSION WASHING** FOR BASKETS CONTAINING PARTS.

Basket is entered manually or automatically in the basket-holder drum according to the machine configuration.
It is possible to set the basket rotation speed and the operation type: full or oscillating rotation.
Hot-air drying is included in the standard model.
It is possible to increase it by a vacuum drying.



SPRAY WASHING



ULTRASONIC CLEANING



MOTORIZED ROTATION ON HORIZONTAL AXIS



ROTOR S 1B



VERSION

- HT (heating up to 80° C)



CONTROL

- PLC with colour touchscreen
- Option Industry 4.0



NUMBER OF TANKS

- Single tank



AREAS OF APPLICATION

- Mechanical / Aviation industry
- Surface treatment
- Electronics / Chemicals industry

ROTOR 1B

XS
S
M
L

TECHNICAL FEATURES

- Rear Section machine total access through three doors (on the righthand side, lefthand side and at the back) in order to facilitate maintenance operations
- Pneumatic opening and closure of the hatch with 4 cylinders
- Hot air drying with side channel blower and heating elements
- ISO pneumatic cylinders and “fall-proof” pneumatic safety valves
- Siemens® electric power parts
- 7” color touchscreen display for settings and programs
- Box filter made up of 6 Aisi 304 SS vertical filters for pre-filtration of the liquid flowing back into the tank
- Aisi 304 stainless steel filter in pump intake
- Structure and sheet metal in contact with liquid in Aisi 304 stainless steel
- Minimum level switch
- Pressure gauge for control of pressure delivered
- Safety limit switch on door opening
- Gearmotor for variable basket rotation speed controlled by inverter
- Stainless steel electric pump with special seals
- Weekly programming to start heating and deoiler (if installed)
- IP65 electrical system, management via PLC touchscreen (DGT V4)
- Adjustment via software of the basket rocking limit angle, analogue reading of angulation 0/360°
- Heating of the liquid with stainless steel electric heating element
- Internal welding bleaching
- Compressed air blower solenoid valve
- Stainless steel bottom section load-bearing structure
- Aisi 304 stainless steel washing pipelines with professional stainless steel flat nozzles
- Drain valves for emptying tanks
- Manual water filling valve
- Aisi 304 stainless steel drip tray

AUTOMATIC WASHING

TECHNICAL DATA	RTR XS	RTR S	RTR M	RTR L
Load capacity	30 kg	50 kg	80 kg	100 kg
Tank 1 capacity	280 lt	380 lt	900 lt	1400 lt
Pump 1	0,55 kW 2,5 bar 120 lt/min	1,5 kW 2,5 bar 200 lt/min	3 kW 2,5 bar 400 lt/min	3 kW 2,5 bar 400 lt/min
High pressure pump 1	2,2 kW 6 bar 180 lt/min	3,0 kW 6 bar 250 lt/min	5,5 kW 4 bar 500 lt/min	7,5 kW 5 bar 500 lt/min
Heating tank 1	12 kW	16 kW	30 kW	50 kW
Motor for parts rotation	0,18 kW	0,18 kW	0,18 kW	0,18 kW
Disk oil separator	0,09 kW	0,09 kW	0,09 kW	0,09 kW
Compressed air blowing	180 Nmc/h @ 4 bar	230 Nmc/h @ 4 bar	320 Nmc/h @ 4 bar	400 Nmc/h @ 4 bar
Gas oil or natural gas burner heating	0,17 kW - 30000 kcal/h	0,17 kW - 30000 kcal/h	0,17 kW - 30000 kcal/h	0,17 kW - 30000 kcal/h
Steam condenser	0,20 kW	0,20 kW	0,20 kW	0,20 kW
Tank emptying pump	0,37 kW	0,37 kW	0,37 kW	0,37 kW
Drying	4,1 kW	7,5 kW	9 kW	18 kW
Vacuum drying	1,1 kW	1,5 kW	2,2 kW	4,4 kW
Ultrasound (peak/effective)	2kW/1kW	2kW/1kW	4,8kW/2,4kW	9,6W/4,8kW

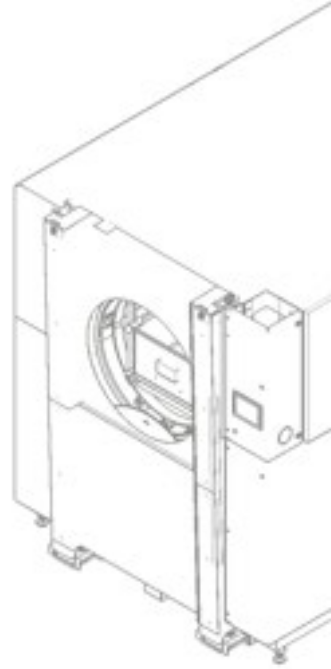
ACCESSORIES

- Maximum liquid level control in tank 1 and filling solenoid valve
- Demineralizer with mixed resins and conductivity meter
- Vacuum drying
- Loading/unloading area photocell barrier system
- Centrifugal steam condenser S
- Automatic liquid detergent dispenser, installed in bath 1
- External pneumatic oil separator
- Bag filter in stainless steel, installed in the bath 1
- Magnetic spark plug for bag filter for ferrite powder
- Device for remote connection and remote support for HMI Weintek
- Kit for Industry 4.0 for HMI Weintek
- Ultrasounds in titanium bars - 40 kHz
- Kit for use with abrasive contaminants in the washing liquid
- Stainless steel fittings and valves kit (for parts that are in contact with liquids)
- PLC Siemens® S7 1200 - HMI touchscreen Weintek
- High pressure washing pump
- Interface with the loading and unloading system (robot)

- Rinsing by water supply and direct drain outlet
- Nebulized rinse from water mains, draining into the washing tank
- Emptying pump
- Signal tower for indicating system status
- A wide choice of external conveyors, with or without lift
- Single external station with automatic loading and unloading of baskets/pallets
- Automatic external roller conveyor pneumatic lift pos. 3+1+3
- Box covering application during automatic loading [E]
- Manual box tilter for emptying pieces at the end of the roller conveyor
- Increased loading capacity
- Stainless steel baskets in multiple sizes to choose
- Special drum for pallet support with anti-tilt system
- Workpieces positioning /clamping pallet

ACCESSORIES NOTES LEGEND

E: available only in case of automatic loading system of the baskets.



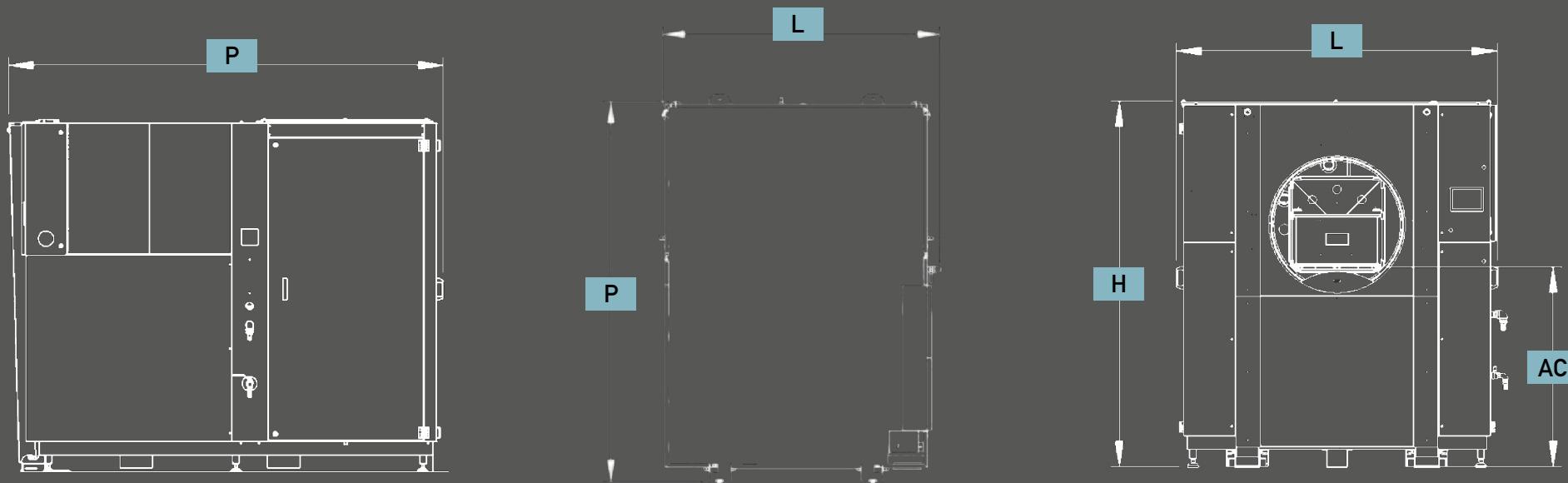
CONNECTIONS	RTR XS	RTR S	RTR M	RTR L
Steam extraction	F 2"	F 3"	F 3"	F 3"
Tank liquid drain	F 1" 1/4	F 1" 1/4	F 1" 1/4	F 1" 1/4
Water filling solenoid valve	F 1/2"	F 1/2"	F 1/2"	F 1/2"
Deoiling oil drain	M 1/2"	M 1/2"	M 1/2"	M 1/2"
Compressed air intake	F 1/4"	F 1/4"	F 1/4"	F 1/4"
Compressed air blower solenoid valve	F 1"	F 1"	F 1"	F 1"
Emptying pump	F 1"	F 1"	F 1"	F 1"
Overflow drain	F 1"	F 1"	F 1"	F 1"

ROTOR 1B



DIMENSIONS AND LAYOUT		RTR XS	RTR S	RTR M	RTR L
L	width	140 cm	140 cm	180 cm	240 cm
P	depth	180 cm	220 cm	260 cm	300 cm
H	height	220 cm	220 cm	220 cm	240 cm
AL	washing area	22 x 37 cm	30 x 45 cm	50 x 75 cm	75 x 100 cm
HL	washing height	20 cm	18/30 cm	30/50 cm	50/75 cm
AC	loading height	105 cm	105 cm	120 cm	120 cm
W	weight (W)	650 kg	800 kg	1000 kg	1500 kg
RU_HT	noise HT	70 dBa	70 dBa	70 dBa	70 dBa

DIMENSIONS AND LAYOUT



ROTOR 2B

ROTOR IS THE OPTIMAL SYSTEM FOR THE **SPRAY AND HYDROKINETIC IMMERSION WASHING** FOR BASKETS CONTAINING PARTS.

Basket is entered manually or automatically in the basket-holder drum according to the machine configuration. It is possible to set the basket rotation speed and the operation type: full or oscillating rotation. Hot-air drying is included in the standard model. It is possible to increase it by a vacuum drying. In this configuration, parts washers have two separate tanks and carry out both washing and rinsing.



SPRAY WASHING



ULTRASONIC CLEANING



MOTORIZED ROTATION ON HORIZONTAL AXIS



ROTOR M 2B



VERSION

- HT (heating up to 80° C)



CONTROL

- PLC with colour touchscreen
- Option Industry 4.0



NUMBER OF TANKS

- 2 Tanks



AREAS OF APPLICATION

- Mechanical / Aviation industry
- Surface treatment
- Electronics / Chemicals industry

ROTOR 2B

XS
S
M
L

TECHNICAL FEATURES

- Rear Section machine total access through three doors (on the righthand side, lefthand side and at the back) in order to facilitate maintenance operations
- Pneumatic opening and closure of the hatch with 4 cylinders
- Hot air drying with side channel blower and heating elements
- ISO pneumatic cylinders and “fall-proof” pneumatic safety valves
- Siemens® electric power parts
- 7” color touchscreen display for settings and programs
- Box filter made up of 6 Aisi 304 SS vertical filters for pre-filtration of the liquid flowing back into the tank
- Aisi 304 stainless steel filter in pump intake
- Structure and sheet metal in contact with liquid in Aisi 304 stainless steel
- Minimum level switch
- Pressure gauge for control of pressure delivered
- Safety limit switch on door opening
- Gearmotor for variable basket rotation speed controlled by inverter
- Aisi 304 stainless steel electric pump with special seals
- Weekly programming to start heating and deoiler (if installed)
- IP65 electrical system, management via PLC touchscreen (DGT V4)
- Adjustment via software of the basket rocking limit angle, analogue reading of angulation 0/360°
- Heating of the liquid with stainless steel electric heating element
- Internal welding bleaching
- Compressed air blower solenoid valve
- Stainless steel bottom section load-bearing structure
- Aisi 304 stainless steel washing pipelines with professional stainless steel flat nozzles
- Drain valves for emptying tanks
- Manual water filling valve
- Aisi 304 stainless steel drip tray

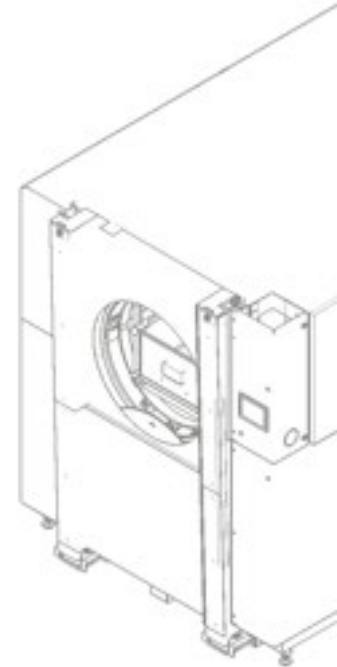
AUTOMATIC WASHING

TECHNICAL DATA	RTR XS 2B	RTR S 2B	RTR M 2B	RTR L 2B
Load capacity	30 kg	50 kg	80 kg	100 kg
Tank 1 capacity	280 lt	380 lt	900 lt	1400 lt
Tank 2 capacity	280 lt	380 lt	900 lt	1400 lt
Pump 1	0,55 kW 2,5 bar 120 lt/min	1,5 kW 2,5 bar 200 lt/min	3 kW 2,5 bar 400 lt/min	3 kW 2,5 bar 400 lt/min
High pressure pump 1	2,2 kW 6 bar 180 lt/min	3,0 kW 6 bar 250 lt/min	5,5 kW 4 bar 500 lt/min	7,5 kW 5 bar 500 lt/min
Pump 2	0,55 kW 2,5 bar 120 lt/min	1,5 kW 2,5 bar 200 lt/min	3 kW 2,5 bar 400 lt/min	3 kW 2,5 bar 400 lt/min
High pressure pump 2	2,2 kW 6 bar 180 lt/min	3,0 kW 6 bar 250 lt/min	5,5 kW 4 bar 500 lt/min	7,5 kW 5 bar 500 lt/min
Heating tank 1	12 kW	16 kW	30 kW	50 kW
Heating tank 2	12 kW	16 kW	30 kW	50 kW
Motor for parts rotation	0,18 kW	0,18 kW	0,18 kW	0,18 kW
Disk oil separator	0,09 kW	0,09 kW	0,09 kW	0,09 kW
Compressed air blowing	180 Nmc/h @ 4 bar	230 Nmc/h @ 4 bar	320 Nmc/h @ 4 bar	400 Nmc/h @ 4 bar
Gas oil or natural gas burner heating	0,17 kW - 30000 kcal/h	0,17 kW - 30000 kcal/h	0,17 kW - 30000 kcal/h	0,17 kW - 30000 kcal/h
Steam condenser	0,20 kW	0,20 kW	0,20 kW	0,20 kW
Tank emptying pump	0,37 kW	0,37 kW	0,37 kW	0,37 kW
Drying	4,1 kW	7,5 kW	9 kW	18 kW
Vacuum drying	1,1 kW	1,5 kW	2,2 kW	4,4 kW
Ultrasound (peak/effective)	2kW/1kW	2kW/1kW	4,8kW/2,4kW	9,6W/4,8kW

ACCESSORIES

- Maximum liquid level control
- Demineralizer with mixed resins and conductivity meter
- Vacuum drying
- Loading/unloading area photocell barrier system
- Centrifugal steam condenser S
- Automatic liquid detergent dispenser
- External pneumatic oil separator
- Bag filter in stainless steel
- Magnetic spark plug for bag filter for ferrite powder
- Device for remote connection and remote support for HMI Weintek
- Kit for Industry 4.0 for HMI Weintek
- Ultrasounds in titanium bars - 40 kHz
- Kit for use with abrasive contaminants in the washing liquid
- Stainless steel fittings and valves kit (for parts that are in contact with liquids)
- PLC Siemens® S7 1200 - HMI touchscreen Weintek
- High pressure washing pump
- High pressure rinsing pump
- Circulating pump from tank 2 (most clean) to tank 1 (most contaminated)

- Interface with the loading and unloading system (robot)
- Rinsing by water supply and direct drain outlet
- Nebulized rinse from water mains, draining into the washing tank
- Tanks emptying pump (2)
- Signal tower for indicating system status
- A wide choice of external conveyors, with or without lift
- Single external station with automatic loading and unloading of baskets/pallets
- Automatic external roller conveyor pneumatic lift pos. 3+1+3
- Box covering application during automatic loading [E]
- Manual box tilter for emptying pieces at the end of the roller conveyor
- Increased loading capacity to 250 kg
- Increased loading capacity to 500 kg
- Stainless steel baskets in multiple sizes to choose
- Special drum for pallet support with anti-tilt system
- Workpieces positioning /clamping pallet



ACCESSORIES NOTES LEGEND

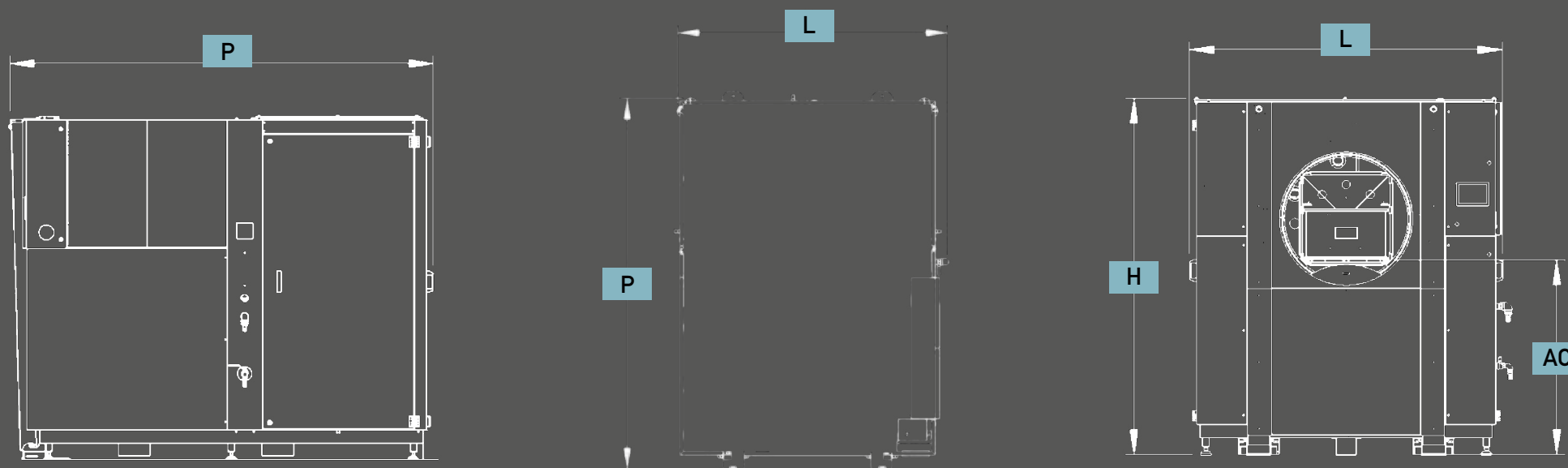
E: available only in case of automatic loading system of the baskets.

CONNECTIONS	RTR XS 2B	RTR S 2B	RTR M 2B	RTR L 2B
Steam extraction	F 2"	F 3"	F 3"	F 3"
Tank liquid drain	2 x F 1" 1/4	2 x F 1" 1/4	2 x F 1" 1/4	2 x F 1" 1/4
Water filling solenoid valve	2 x F 1/2"	2 x F 1/2"	2 x F 1/2"	2 x F 1/2"
Deoiling oil drain	M 1/2"	M 1/2"	M 1/2"	M 1/2"
Compressed air intake	F 1/4"	F 1/4"	F 1/4"	F 1/4"
Compressed air blower solenoid valve	F 1"	F 1"	F 1"	F 1"
Emptying pump	F 1"	F 1"	F 1"	F 1"
Overflow drain	2 x F 1"	2 x F 1"	2 x F 1"	2 x F 1"



DIMENSIONS AND LAYOUT		RTR XS 2B	RTR S 2B	RTR M 2B	RTR L2B
L	width	140 cm	140 cm	180 cm	240 cm
P	depth	180 cm	220 cm	260 cm	300 cm
H	height	220 cm	220 cm	220 cm	240 cm
AL	washing area	22 x 37 cm	30 x 45 cm	50 x 75 cm	75 x 100 cm
HL	washing height	20 cm	18/30 cm	30/50 cm	50/75 cm
AC	loading height	105 cm	105 cm	120 cm	120 cm
W	weight	850 kg	1000 kg	1300 kg	2200 kg
RU_HT	noise HT	70 dBa	70 dBa	70 dBa	70 dBa

DIMENSIONS AND LAYOUT



ROTOR 3B

ROTOR IS THE OPTIMAL SYSTEM FOR THE **SPRAY AND HYDROKINETIC IMMERSION WASHING** FOR BASKETS CONTAINING PARTS.

Basket is entered manually or automatically in the basket-holder drum according to the machine configuration. It is possible to set the basket rotation speed and the operation type: full or oscillating rotation. Hot-air drying is included in the standard model. It is possible to increase it by a vacuum drying. In this configuration, parts washers have three separate tanks to carry out one washing and two rinsings, or two washings (with different detergents) and one rinsing



SPRAY WASHING



ULTRASONIC CLEANING



MOTORIZED ROTATION ON HORIZONTAL AXIS



ROTOR M 3B




VERSION

- HT (heating up to 80° C)



NUMBER OF TANKS

- 3 Tanks



AREAS OF APPLICATION

- Mechanical / Aviation industry
- Surface treatment
- Electronics / Chemicals industry

ROTOR 3B

XS
S
M
L

TECHNICAL FEATURES

- Rear Section machine total access through three doors (on the righthand side, lefthand side and at the back) in order to facilitate maintenance operations
- Pneumatic opening and closure of the hatch with 4 cylinders
- Hot air drying with side channel blower and heating elements
- ISO pneumatic cylinders and “fall-proof” pneumatic safety valves
- Siemens® electric power parts
- 7” color touchscreen display for settings and programs
- Box filter made up of 6 Aisi 304 SS vertical filters for pre-filtration of the liquid flowing back into the tank
- Aisi 304 stainless steel filter in pump intake
- Structure and sheet metal in contact with liquid in Aisi 304 stainless steel
- Minimum level switch
- Pressure gauge for control of pressure delivered
- Safety limit switch on door opening
- Gearmotor for variable basket rotation speed controlled by inverter
- Aisi 304 stainless steel electric pump with special seals
- Weekly programming to start heating and deoiler (if installed)
- IP65 electrical system, management via PLC touchscreen (DGT V4)
- Adjustment via software of the basket rocking limit angle, analogue reading of angulation 0/360°
- Heating of the liquid with stainless steel electric heating element
- Internal welding bleaching
- Compressed air blower solenoid valve
- Stainless steel bottom section load-bearing structure
- Aisi 304 stainless steel washing pipelines with professional stainless steel flat nozzles
- Drain valves for emptying tanks
- Manual water filling valve
- Aisi 304 stainless steel drip tray

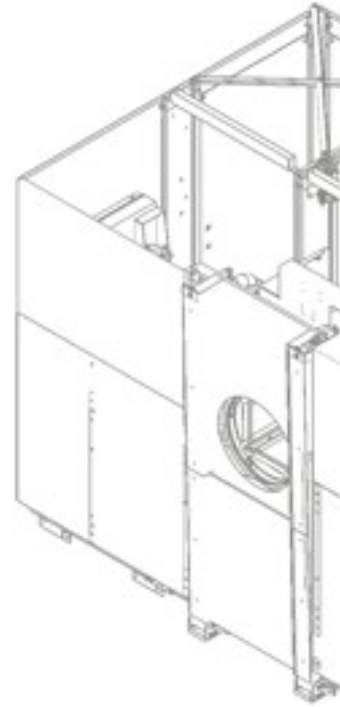
AUTOMATIC WASHING

TECHNICAL DATA	RTR XS 3B	RTR S 3B	RTR M 3B	RTR L 3B
Load capacity	30 kg	50 kg	80 kg	100 kg
Tank 1 capacity	280 lt	380 lt	900 lt	1400 lt
Tank 2 capacity	280 lt	380 lt	900 lt	1400 lt
Tank 3 capacity	280 lt	380 lt	900 lt	1400 lt
Pump 1	0,55 kW 2,5 bar 120 lt/min	1,5 kW 2,5 bar 200 lt/min	3 kW 2,5 bar 400 lt/min	3 kW 2,5 bar 400 lt/min
High pressure pump 1	2,2 kW 6bar 180 lt/min	3,0 kW 6 bar 250 lt/min	5,5 kW 4 bar 500 lt/min	7,5 kW 5 bar 500 lt/min
Pump 2	0,55 kW 2,5 bar 120 lt/min	1,5 kW 2,5 bar 200 lt/min	3 kW 2,5 bar 400 lt/min	3 kW 2,5 bar 400 lt/min
High pressure pump 2	2,2 kW 6 bar 180 lt/min	3,0 kW 6 bar 250 lt/min	5,5 kW 4 bar 500 lt/min	7,5 kW 5 bar 500 lt/min
Pump 3	0,55 kW 2,5 bar 120 lt/min	1,5 kW 2,5 bar 200 lt/min	3 kW 2,5 bar 400 lt/min	3 kW 2,5 bar 400 lt/min
High pressure pump 3	2,2 kW 6 bar 180lt/min	3,0 kW 6 bar 300 lt/min	5,5 kW 4 bar 500 lt/min	7,5 kW 5 bar 500 lt/min
Heating tank 1	12 kW	16 kW	30 kW	50 kW
Heating tank 2	12 kW	16 kW	30 kW	50 kW
Heating tank 3	12 kW	16 kW	30 kW	50 kW
Motor for parts rotation	0,18 kW	0,18 kW	0,18 kW	0,18 kW
Disk oil separator	0,09 kW	0,09 kW	0,09 kW	0,09 kW
Compressed air blowing	180 Nmc/h @ 4 bar	230 Nmc/h @ 4 bar	320 Nmc/h @ 4 bar	400 Nmc/h @ 4 bar
Gas oil or natural gas burner heating	0,17 kW - 30000 kcal/h	0,17 kW - 30000 kcal/h	0,17 kW - 30000 kcal/h	0,17 kW - 30000 kcal/h
Steam condenser	0,20 kW	0,20 kW	0,20 kW	0,20 kW
Tank emptying pump	0,37 kW	0,37 kW	0,37 kW	0,37 kW
Drying	4,1 kW	7,5 kW	9 kW	18 kW
Vacuum drying	1,1 kW	1,5 kW	2,2 kW	4,4 kW
Ultrasound (peak/effective)	2kW/1kW	2kW/1kW	4,8kW/2,4kW	9,6W/4,8kW

ACCESSORIES

- Maximum liquid level control
- Demineralizer with mixed resins and conductivity meter
- Vacuum drying
- Loading/unloading area photocell barrier system
- Centrifugal steam condenser S
- Automatic liquid detergent dispenser
- External pneumatic oil separator
- Bag filter in stainless steel
- Magnetic spark plug for bag filter for ferrite powder
- Device for remote connection and remote support for HMI Weintek
- Kit for Industry 4.0 for HMI Weintek
- Ultrasounds in titanium bars - 40 kHz
- Kit for use with abrasive contaminants in the washing liquid
- Stainless steel fittings and valves kit (for parts that are in contact with liquids)
- PLC Siemens® S7 1200 - HMI touchscreen Weintek
- High pressure washing pump
- High pressure rinsing pump
- Circulating pump from tank 2 (most clean) to tank 1 (most contaminated)
- Circulating pump from tank 3 (most clean) to tank 2 (most contaminated)

- Interface with the loading and unloading system (robot)
- Rinsing by water supply and direct drain outlet
- Nebulized rinse from water mains, draining into the washing tank
- Tanks emptying pump (3)
- Signal tower for indicating system status
- A wide choice of external conveyors, with or without lift
- Single external station with automatic loading and unloading of baskets/pallets
- Automatic external roller conveyor pneumatic lift pos. 3+1+3
- Box covering application during automatic loading [E]
- Manual box tilter for emptying pieces at the end of the roller conveyor
- Increased loading capacity to 250 kg
- Increased loading capacity to 500 kg
- Stainless steel baskets in multiple sizes to choose
- Special drum for pallet support with anti-tilt system
- Workpieces positioning /clamping pallet

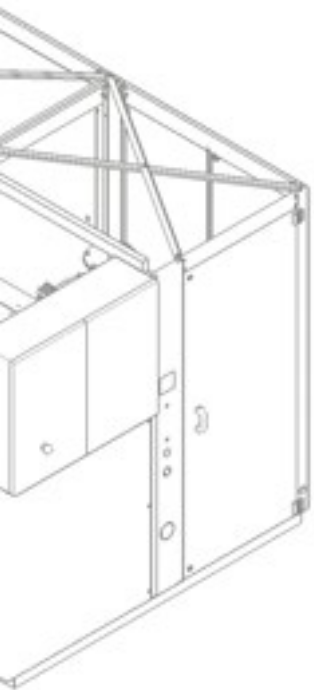


ACCESSORIES NOTES LEGEND

E: available only in case of automatic loading system of the baskets.

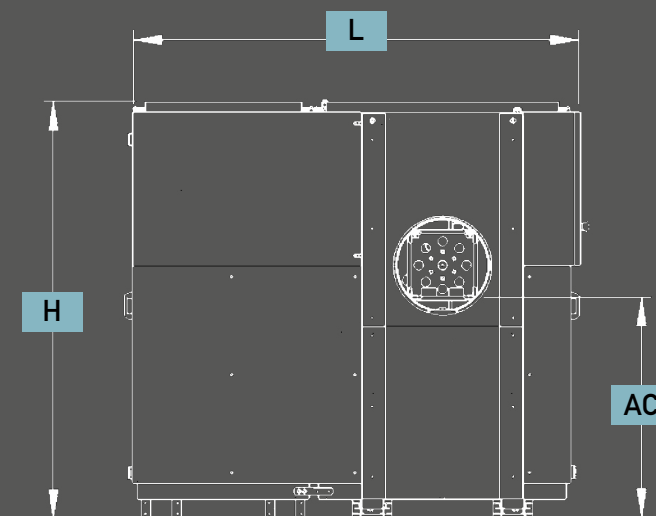
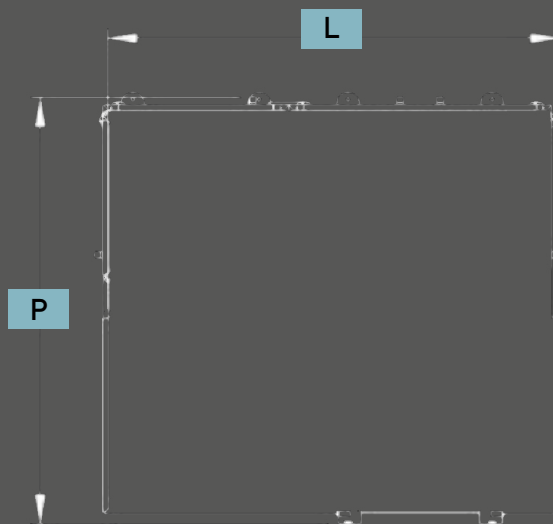
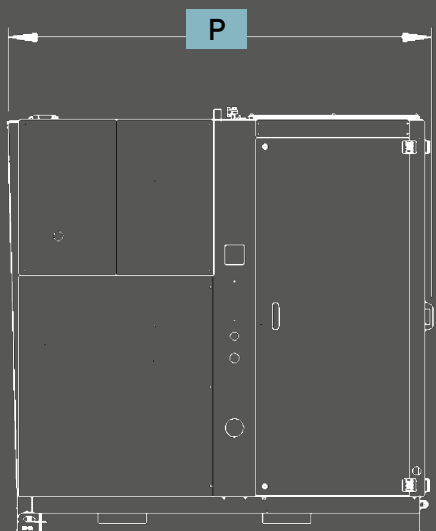
CONNECTIONS	RTR XS 3B	RTR S 3B	RTR M 3B	RTR L 3B
Steam extraction	F 2"	F 3"	F 3"	F 3"
Tank liquid drain	3 x F 1" 1/4	3 x F 1" 1/4	3 x F 1" 1/4	3 x F 1" 1/4
Water filling solenoid valve	3 x F 1/2"	3 x F 1/2"	3 x F 1/2"	3 x F 1/2"
Deoiling oil drain	M 1/2"	M 1/2"	M 1/2"	M 1/2"
Compressed air intake	F 1/4"	F 1/4"	F 1/4"	F 1/4"
Compressed air blower solenoid valve	F 1"	F 1"	F 1"	F 1"
Emptying pump	F 1"	F 1"	F 1"	F 1"
Overflow drain	3 x F 1"	3 x F 1"	3 x F 1"	3 x F 1"

ROTOR 3B



DIMENSIONS AND LAYOUT		RTR XS 3B	RTR S 3B	RTR M 3B	RTR L 3B
L	width	210 cm	210 cm	270 cm	360 cm
P	depth	180 cm	220 cm	260 cm	300 cm
H	height	220 cm	220 cm	220 cm	240 cm
AL	washing area	22 x 37 cm	30 x 45 cm	50 x 75 cm	75 x 100 cm
HL	washing height	20 cm	18/30 cm	30/50 cm	50/75 cm
AC	loading height	105 cm	105 cm	120 cm	120 cm
W	weight	1150 kg	1400 kg	1800 kg	3000 kg
RU_HT	noise HT	70 dBa	70 dBa	70 dBa	70 dBa

DIMENSIONS AND LAYOUT



LOADING / UNLOADING SYSTEMS

A SYSTEM THAT ALLOWS
**SPRAY AND HYDROKINETIC
WASHING IN IMMERSION**



**SPRAY
WASHING**



**ULTRASONIC
CLEANING**



VERSION

- HT (heating up to 80° C)




AREAS OF APPLICATION

- Mechanical engineering
- Aviation / Space industry
- Surface treatment
- Electronics / Chemicals



ROTOR M
with manual single front roller
conveyor with moving height




ROTOR M
with 2+1+2 frontal roller conveyor
manual with mobile central height

MODELS EXAMPLES



ROTOR S
with loading/unloading by
anthropomorphic robot



ROTOR M
with 3+1+3 automatic loader

ROTOR

Our catalogue
ROTOR LINE



SCAN THE QR-CODE
download our catalogue ROTOR LINE

www.teknox.net



TEKNOX ITALY

ADDRESS

Via Mori, 6
40054 Prunaro di Budrio
Bologna - Italy

PHONE

+ 39 051 800862

FAX

+ 39 051 803769

EMAIL

info@teknox.net

THIS CATALOGUE REPLACES ANY PREVIOUS PUBLICATION.
THE DATA PROVIDED ARE INDICATIVE AND WE RESERVE THE RIGHT TO CHANGE THEM WITHOUT NOTICE.

Copyright © 2020 TEKNOX s.r.l.